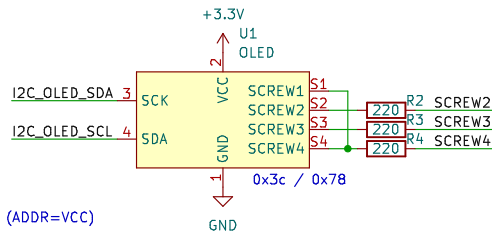
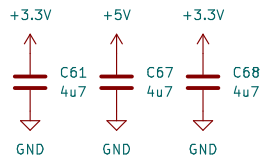
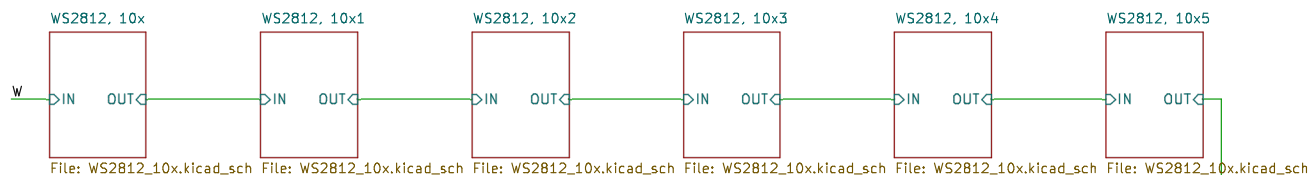
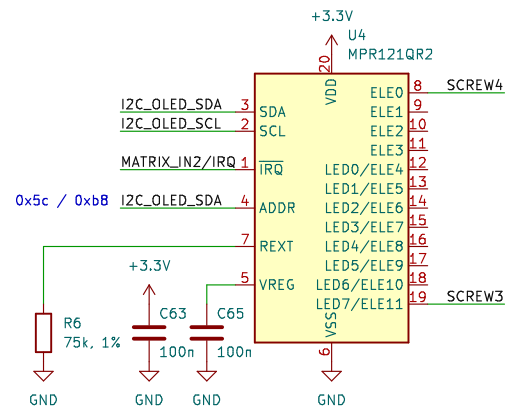
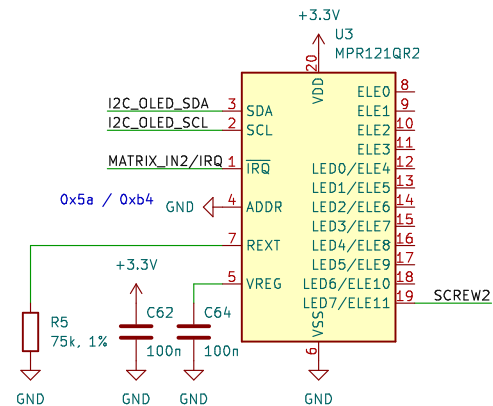
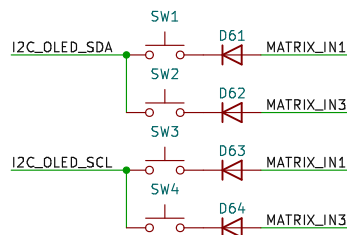


dual function as
button matrix drivers J1

Conn_02x05_Counter_Clockwise



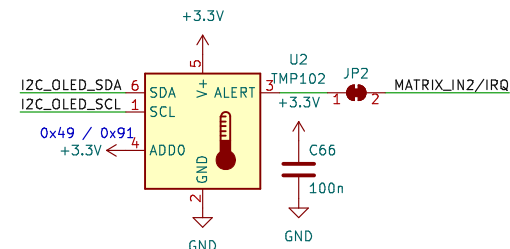
OLED (SSD1306):
I2C 0x3c / 0x78
12 mA for 50% pixels on
TMP102, I2C: 0x49 / 0x91 (ADDR=VCC)
MPR121, I2C:
0x5a / 0xb4 (ADDR=VSS)
[0x5b / 0xb6 (ADDR=VDD) - not used here]
0x5c / 0xb8 (ADDR=SDA)
[0x5d / 0xba (ADDR=SCL) - not used here]



File: WS2812_10x.kicad_sch File: WS2812_10x.kicad_sch File: WS2812_10x.kicad_sch File: WS2812_10x.kicad_sch File: WS2812_10x.kicad_sch File: WS2812_10x.kicad_sch

$60 \times 3 \times 5 \text{ mA} = 0.9 \text{ A}$
PTC fuse is at 0.5 A
so only turn on half the LEDs.
(except maybe for a short time)

Open-Drain driver to IRQ signal so we can check whether the LED ring is still working. We should only see pulses here if we try to set more than 60 LEDs (I think) and we know roughly when this will happen so we can avoid polling the other devices (or do it anyway). Furthermore, the other IRQs should be sticky, i.e. if it goes away after 1 ms it is WS2812 not IRQ.



Sheet: /
File: c3pb-heizung-display.kicad_sch

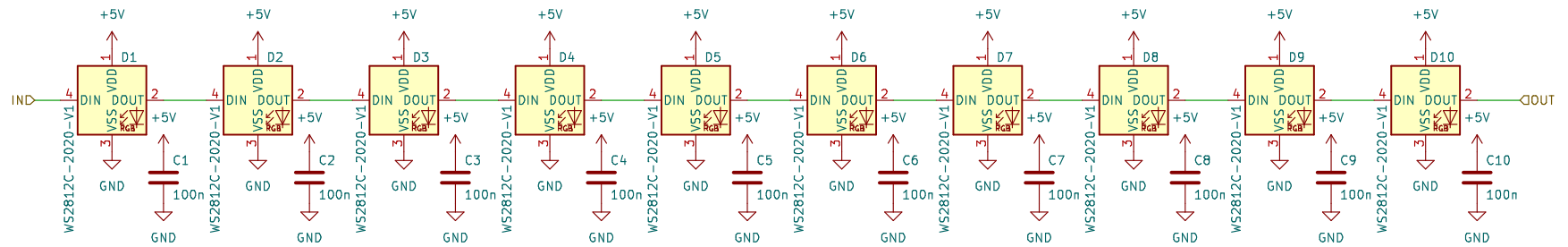
Title:

Size: A4
KiCad E.D.A. kicad 6.0.9

Date:

Rev:

Id: 1/7



Sheet: /WS2812, 10x/
File: WS2812_10x.kicad_sch

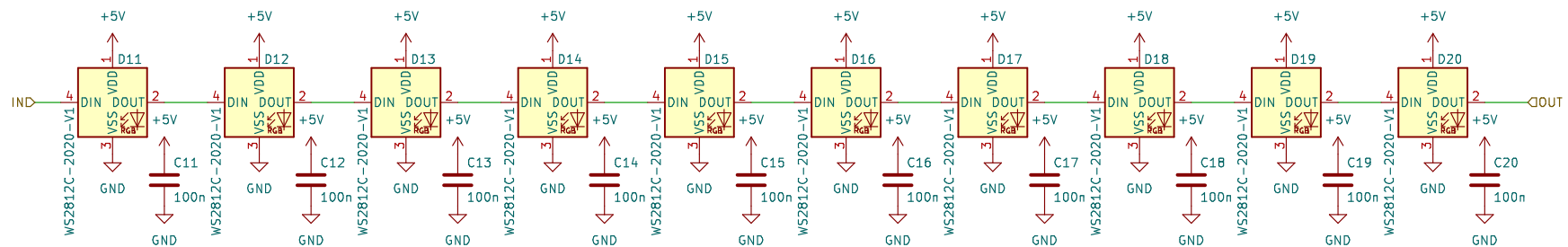
Title:

Size: A4
KiCad E.D.A. kicad 6.0.9

Date:

Rev:

Id: 2/7



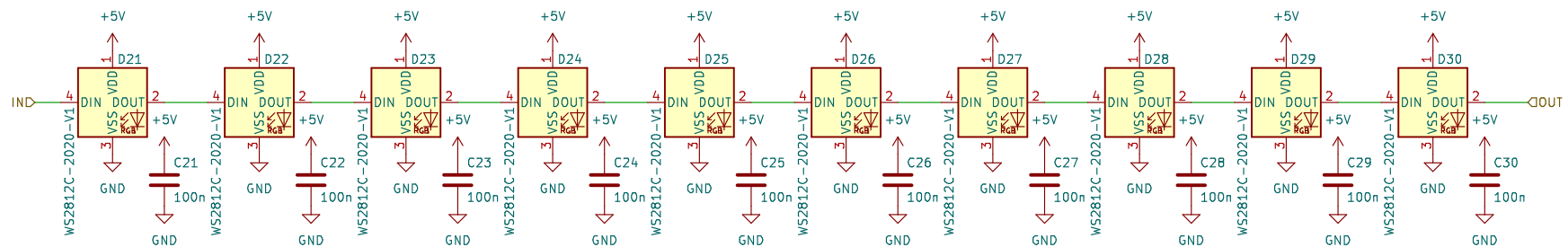
Sheet: /WS2812, 10x1/
File: WS2812_10x.kicad_sch

Title:

Size: A4
KiCad E.D.A. kicad 6.0.9

Date:

Rev:
Id: 3/7



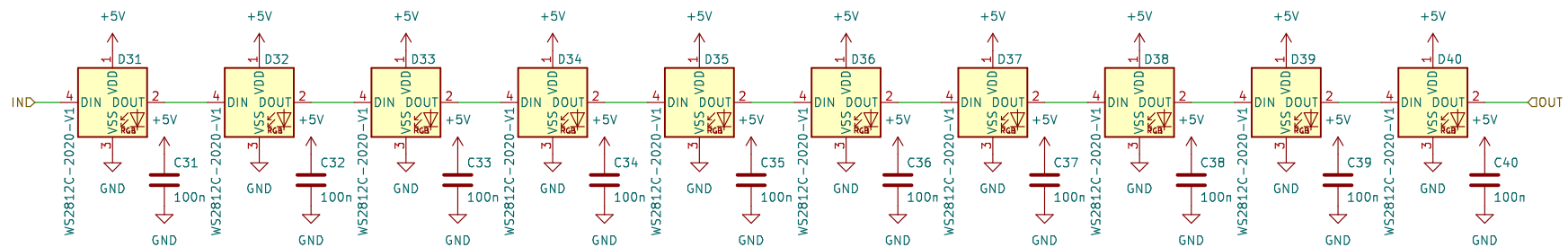
Sheet: /WS2812, 10x2/
File: WS2812_10x.kicad_sch

Title:

Size: A4
KiCad E.D.A. kicad 6.0.9

Date:

Rev:
Id: 4/7



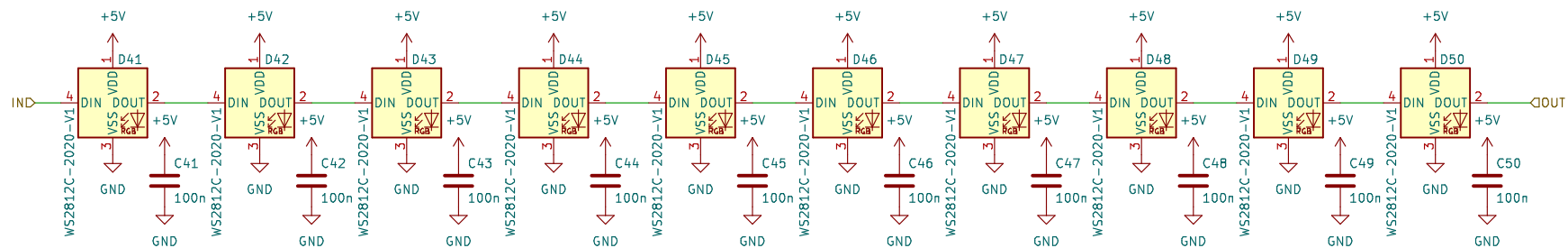
Sheet: /WS2812, 10x3/
File: WS2812_10x.kicad_sch

Title:

Size: A4
KiCad E.D.A. kicad 6.0.9

Date:

Rev:
Id: 5/7



Sheet: /WS2812, 10x4/
File: WS2812_10x.kicad_sch

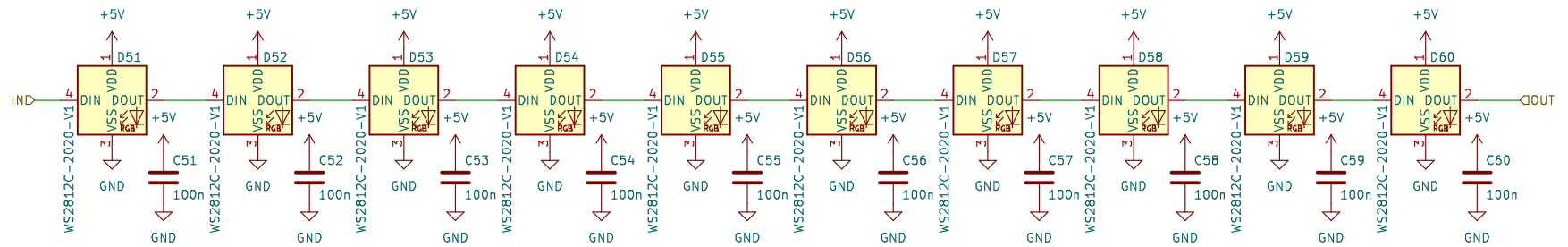
Title:

Size: A4
KiCad E.D.A. kicad 6.0.9

Date:

Rev:

Id: 6/7



Sheet: /WS2812, 10x5/
File: WS2812_10x.kicad_sch

Title:

Size: A4
KiCad E.D.A. kicad 6.0.9

Date:

Rev:

Id: 7/7